

Uralla LGA

PROFILE

The Uralla Local Government Area is located in the New England region of NSW, about 465km north-west of Sydney.

SOCIOECONOMICS

Based on a range of Census characteristics, Uralla LGA's Index of Disadvantage score is 985 compared to the NSW score of 996 (Australia 1000). **THIS INDICATES THAT THIS LGA IS MORE DISADVANTAGED THAN THE STATE AND THE NATION.**

OUR PEOPLE



- 88.8%** of the population is Australian-born (NSW 68.6%)
- 0.1%** of people born overseas report poor proficiency in English (NSW 3.4%)
- 4.8%** of the population have a profound or severe disability (NSW 4.9%)
- Total age dependency ratio (proportion of all dependents per 100 working-age population) is 64.3 compared to NSW at 53.1
- The Total Fertility Rate is 2.15. That's **2.15 BIRTHS PER WOMAN** (NSW 1.91)

HEALTH RISKS

CURRENT SMOKERS 17.9 per 100 (NSW 16.2)

CONSUMING ALCOHOL AT LEVELS CONSIDERED TO BE A HIGH RISK TO HEALTH 4.9 per 100 (NSW 4.8)

OVERWEIGHT 35.4 per 100 (NSW 34.6)

OBESE 29.6 per 100 (NSW 26.4)

MUMS AND BUBS

7.4% of babies are low birth-weight (NSW 6.1%)

17.5% of mothers smoke during pregnancy (NSW 12%)



CHRONIC DISEASE

Age Standardised Rate per 100

DIABETES MELLITUS 4.3 (NSW 5.8)

HIGH BLOOD CHOLESTEROL 34.6 (NSW 32.4)

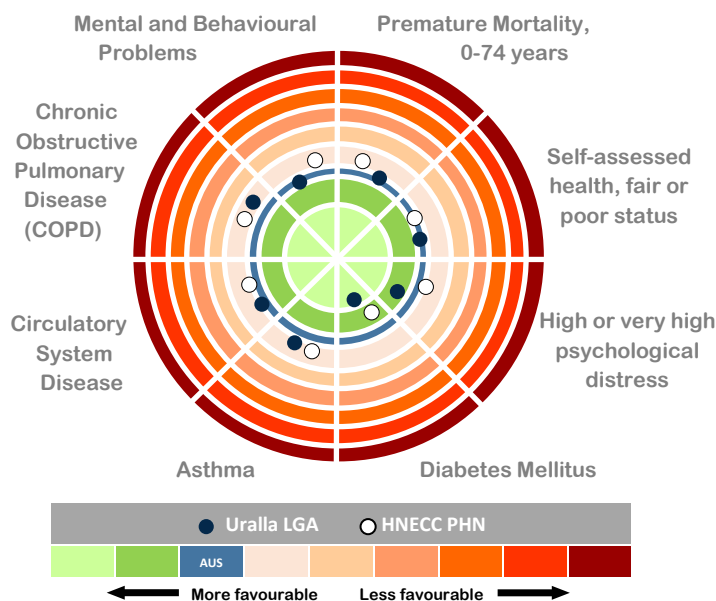
CIRCULATORY SYSTEM DISEASES 18.1 (NSW 17.8)

ASTHMA 11.5 (NSW 9.6)

CHRONIC OBSTRUCTIVE PULMONARY DISEASE (COPD) 2.7 (NSW 2.6)

ARTHRITIS 15.5 (NSW 15.3)

PSYCHOLOGICAL DISTRESS 10.0 (NSW 10.5)



Population
6,408

Median Age
42.9 years
(NSW 37.8 years)

Aboriginal and/or Torres Strait Islander, 7.0% of total population (NSW 2.9%)

65 years +, 17% of total population (NSW 15.2%)

0-14 years, 23.2% of total population (NSW 18.9%)

GP Services
54.5 GPs per 100,000 residents (NSW 113)

Uralla LGA



The Population to 2036 is expected to increase by 1.0% each year

The unemployment rate is 5.6% (NSW 5.8%)

The median age of death is 79.5 years (NSW 81 years)

71% of dwellings had an internet connection (NSW 76.3%)

20.8% of families are single parent families with children aged less than 15 years (NSW 21.2%)

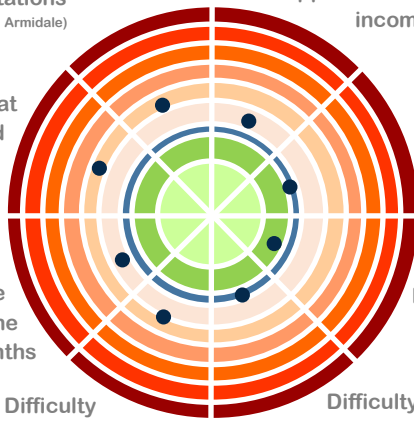
There is no Emergency Department in Uralla. The closest is located in Armidale, 23 km away.



Emergency department presentations
(Serviced in Armidale)

Those who had government support as their main source of income in last 2 years

Impacts on Health



People who left school at Year 10 or below, or did not go to school

Delayed Medical Consultation due to cost

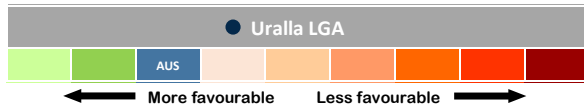
Persons aged 18 years and over whose household had at least one cash flow problem in the last 12 months

Delayed purchasing prescribed medication due to cost

Difficulty Accessing Services

Difficulty or can't get to places with transport

Community and people



NOTE: data by PHN is not available on these measures



94.5% of children are **FULLY IMMUNISED AT 2 YEARS OF AGE** compared to 90.7% for NSW

IMMUNISATIONS

76.2% of teenage girls **HAVE RECEIVED THE HPV VACCINE** (NSW 70.8%)



PREVENTABLE HOSPITALISATIONS

For every **1000 PERSONS** admitted to hospital, **21.2 ARE CONSIDERED POTENTIALLY PREVENTABLE**
This compares to the NSW rate of 22.65/1000



SCREENING

CERVICAL CANCER SCREENING participation rates (61.1% of females aged 20-69) are **HIGHER THAN THE STATE RATE** (56.1%)



BOWEL CANCER SCREENING participation rates (41.2% of males and 46.4% of females) are **HIGHER THAN THE STATE RATES** (31.0% and 35.3% respectively)

BREAST CANCER SCREENING participation rates (66.3% of females aged 50-69 years) are **HIGHER THAN THE STATE RATE** (50.9%)