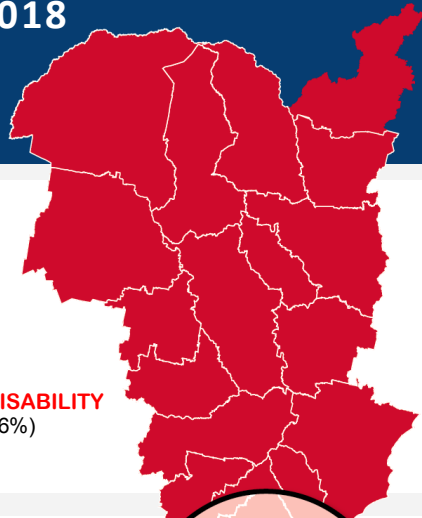


POPULATION HEALTH SNAPSHOT 2018

Central Coast LGA



OUR PEOPLE



12,485 PEOPLE IDENTIFY AS ABORIGINAL AND TORRES STRAIT ISLANDER this is **3.8%** of the population (NSW 2.9%)

78.8% of the population was **BORN IN AUSTRALIA** (NSW 65.5%)

20,818 PEOPLE have a **PROFOUND OR SEVERE DISABILITY** this is **6.7%** of the population (NSW 5.6%)

SOCIAL AND ECONOMIC FACTORS IMPACTING HEALTH

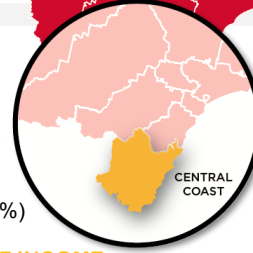
The SEIFA Index of Relative Socioeconomic Disadvantage score is **989**, the **CENTRAL COAST** is **MORE DISADVANTAGED** than **AUSTRALIA** (1000)

The **UNEMPLOYMENT RATE** in 2017 was **6.5%** (NSW 4.8%)

24.7 in 100 people had **GOVERNMENT SUPPORT AS THEIR MAIN SOURCE OF INCOME** for 13 months or more in 2013 and 2014 (NSW 20.4)



83.7% of **15 - 24 YEAR OLDS** were **EARNING OR LEARNING** in 2016 (NSW 85%)



POPULATION
327,736

The population will grow to approximately **415,050** in **2036**

18.4% of the population are aged **0-14 years** (NSW 18.5%)

20.9% of the population are aged **65 years +** (NSW 16.3%)

HEALTH RISKS

FOR EVERY 100 ADULTS IN 2014-15:



20.1 SMOKED (NSW 16)

19.5 consumed **ALCOHOL** at **HIGH RISK** (NSW 16.7)



36.4 were **OVERWEIGHT** (NSW 37.4) and another **31.7** were **OBESE** (NSW 28.2)

48.1 **ATE ENOUGH FRUIT** (NSW 49.2)



68.1 had **LOW OR NO EXERCISE** (NSW 67.1)

MUMS AND BUBS

The **TOTAL FERTILITY RATE** in 2013-15 was **2.0 BIRTHS PER WOMAN** (NSW 1.9)

12.3% of mothers **SMOKED IN PREGNANCY** in 2014-16 which was **SIGNIFICANTLY HIGHER** than the **NSW AVERAGE**



5% of babies born in 2012-14 were **LOW BIRTH-WEIGHT** (NSW 5.2%)

A **FIRST TRIMESTER ANTENATAL VISIT** occurred in **49.1%** of pregnancies in 2014-16 which was **SIGNIFICANTLY LOWER** than the **NSW AVERAGE**

IMMUNISATION

WHO WAS FULLY IMMUNISED IN 2016-17?

1 YEAR OLDS - 94.5% (Gosford), **96.6%** (Wyong), (Aust. 93.8%)

2 YEAR OLDS - 92.1% (Gosford), **93.8%** (Wyong), (Aust. 90.9%)

5 YEAR OLDS - 94.2% (Gosford), **96.3%** (Wyong) (Aust. 93.5%)



MENTAL HEALTH

HIGH OR VERY HIGH PSYCHOLOGICAL DISTRESS was experienced by **12.4** of every 100 adults in 2014-15 (NSW 11)

CHRONIC MENTAL AND BEHAVIOURAL PROBLEMS were experienced by **14.9** of every 100 people in 2011-12 (NSW 13.1)

There were **507 HOSPITALISATIONS** for **INTENTIONAL SELF-HARM** in 2014-16 at a rate of **151.7** per 100,000 people which was **SIGNIFICANTLY HIGHER** than the **NSW RATE**



451 PEOPLE DIED BY SUICIDE between 2000 and 2013

RATES OF CHRONIC DISEASE

DIABETES MELLITUS
4.8 per 100 (NSW 5.8)

HIGH CHOLESTEROL
32.9 per 100 (NSW 32.4)

CIRCULATORY SYSTEM DISEASE
18.6 per 100 (NSW 17.8)

ASTHMA
10.8 per 100 (NSW 9.6)

CHRONIC OBSTRUCTIVE PULMONARY DISEASE
3.1 per 100 (NSW 2.6)

ARTHRITIS
16.6 per 100 (NSW 15.3)

(2011-12)

For every 100 people of working age there are 65 who aren't

There are **201 people per km²** (NSW 10)

POPULATION HEALTH SNAPSHOT 2018

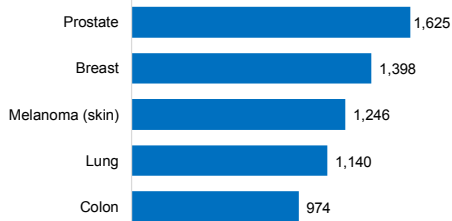
Central Coast LGA

CANCER INCIDENCE

Most COMMON CANCER TYPES
(number of cases, 2009-13)

2,312 NEW CASES
of cancer were
diagnosed in 2013

CANCER INCIDENCE
in 2013
(Gosford 523.5, Wyong
546.4 per 100,000)
was **HIGHER THAN**
THE NSW RATE (500.5)



The Central Coast is a **MELANOMA HOTSPOT**

CANCER MORTALITY

911 PEOPLE DIED FROM
CANCER in 2013

The mortality rate (Gosford 174,
Wyong 194.6 per 100,000) was
HIGHER THAN THE NSW
RATE (170)



HPV VACCINATION

88.4% of teenaged **GIRLS** and **77.2%** of
BOYS in 2016 were fully **VACCINATED**
AGAINST HPV (NSW 82.5%, 69.9%)

SERVICES WE COMMISSION ON THE CENTRAL COAST

Cancer
Screening &
Immunisation
Clinics

Mental Health
& Suicide
Prevention
Services

Drug &
Alcohol
Treatment
Services

Indigenous
Health &
Mental Health
Services

Headspace
centres

GP After
Hours
Services

CANCER SCREENING PARTICIPATION 2015-16

There are **LOWER BREAST SCREENING** rates amongst
ABORIGINAL AND TORRES STRAIT ISLANDER (33.2%),
and **CULTURALLY AND LINGUISTICALLY DIVERSE (43.5%)** women

Breast Screening
(NSW 53%)

49.7%

22,046 WOMEN UNSCREENED

Cervical Screening
(NSW 56.3%)

57.7%

37,806 WOMEN UNSCREENED

Bowel Screening
(NSW 37.8%)

37.7%

17,859 PEOPLE UNSCREENED

POTENTIALLY PREVENTABLE HOSPITALISATIONS

Between 2014 and 2016 there were **7,590.6 POTENTIALLY
PREVENTABLE HOSPITALISATIONS EACH YEAR**
at a rate of 2,272.2 per 100,000
This was **SIGNIFICANTLY HIGHER THAN**
THE NSW RATE (2,104.2)



ACCESS TO SERVICES

In 2014 **6,936 PEOPLE** experienced a **BARRIER TO HEALTH CARE ACCESS**
with **COST BEING THE MAIN REASON** at a rate of 3.0 per 100 people (NSW 2.5)

In 2014 **11,396 PEOPLE** experienced difficulty or
COULDN'T GET TO PLACES WITH TRANSPORT
at a rate of 4.3 per 100 people (NSW 4.3)



In 2016 **80.6% OF HOUSES** were able to **ACCESS THE INTERNET** (NSW 82.5%)

There are **104 GENERAL PRACTICES** in the area
and **FOR EVERY FULL-TIME GP THERE ARE 1,043 PEOPLE**



There are **2 ABORIGINAL MEDICAL SERVICES** and **2 PUBLIC HOSPITALS**



130,998 patients presented to the Gosford and Wyong **EMERGENCY DEPARTMENTS** in 2016-17,
69,229 were **SEMI OR NON-URGENT PRESENTATIONS**
and could have been managed in general practice

DATA SOURCES

> Australian Government Department of Jobs and Small Business (2018). *Small Area Labour Markets*. www.jobs.gov.au >
Australian Bureau of Statistics (2017). *2016 Census Quickstats*. www.censusdata.gov.au > Australian Institute of Health and
Welfare (2018). *MyHealthy Communities*. www.myhealthycommunities.gov.au > Australian Institute of Health and Welfare (2018).
MyHospitals. www.myhospitals.gov.au > Cancer Institute NSW (2017). *Cancer Statistics NSW*. www.cancerinstitute.org.au >
Cancer Institute NSW (2017). *Reporting for Better Cancer Outcomes Performance Report 2017: Hunter New England and Central
Coast PHN*. Cancer Institute NSW. > Centre for Epidemiology and Evidence (2018). *HealthStats NSW*. www.healthstats.nsw.gov.au
> NSW Department of Planning and Environment (2017). *2016 NSW Projection Data by LGA*. www.planning.nsw.gov.au > Public Health Information
Development Unit (2017). *Social Health Atlas of Australia: Data by Local Government Area*. www.phidu.torrens.edu.au