

POPULATION HEALTH SNAPSHOT 2018

Maitland LGA

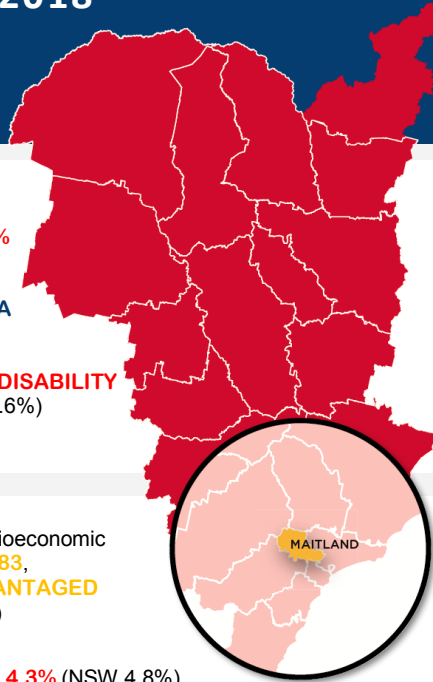
OUR PEOPLE



4,087 PEOPLE IDENTIFY AS ABORIGINAL AND TORRES STRAIT ISLANDER this is **5.3%** of the population (NSW 2.9%)

86.7% of the population was **BORN IN AUSTRALIA** (NSW 65.5%)

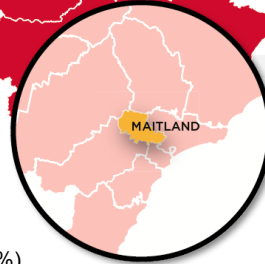
4,445 PEOPLE have a **PROFOUND OR SEVERE DISABILITY** this is **6%** of the population (NSW 5.6%)



POPULATION
77,305

SOCIAL AND ECONOMIC FACTORS IMPACTING HEALTH

The SEIFA Index of Relative Socioeconomic Disadvantage score is **983**, **MAITLAND** is **MORE DISADVANTAGED** than **AUSTRALIA** (1000)



The population will grow to approximately **104,850** in **2036**

The **UNEMPLOYMENT RATE** in 2017 was **4.3%** (NSW 4.8%)

21.9 in 100 people had **GOVERNMENT SUPPORT AS THEIR MAIN SOURCE OF INCOME** for 13 months or more in 2013 and 2014 (NSW 20.4)



83% of **15 - 24 YEAR OLDS** were **EARNING OR LEARNING** in 2016 (NSW 85%)



HEALTH RISKS

FOR EVERY 100 ADULTS IN 2014-15:



17.9 SMOKED (NSW 16)

19.7 consumed **ALCOHOL** at **HIGH RISK** (NSW 16.7)



33.4 were **OVERWEIGHT** (NSW 37.4) and another **37** were **OBESE** (NSW 28.2)

48.4 **ATE ENOUGH FRUIT** (NSW 49.2)



70.7 had **LOW OR NO EXERCISE** (NSW 67.1)

MUMS AND BUBS

The **TOTAL FERTILITY RATE** in 2013-15 was **2.2 BIRTHS PER WOMAN** (NSW 1.9)

13.6% of mothers **SMOKED IN PREGNANCY** in 2014-16 which was **SIGNIFICANTLY HIGHER** than the **NSW AVERAGE**



5.0% of babies born in 2012-14 were **LOW BIRTH-WEIGHT** (NSW 5.2%)

A **FIRST TRIMESTER ANTENATAL VISIT** occurred in **77%** of pregnancies in 2014-16 which was **SIGNIFICANTLY HIGHER** than the **NSW AVERAGE**

IMMUNISATION

WHO WAS FULLY IMMUNISED IN 2016-17?

95.7% of **1 YEAR OLDS** (Australia 93.8%)

94.9% of **2 YEAR OLDS** (Australia 90.9%)

96.9% of **5 YEAR OLDS** (Australia 93.5%)



MENTAL HEALTH

HIGH OR VERY HIGH PSYCHOLOGICAL DISTRESS was experienced by **12.6** of every 100 adults in 2014-15 (NSW 11)

CHRONIC MENTAL AND BEHAVIOURAL PROBLEMS were experienced by **14.1** of every 100 people in 2011-12 (NSW 13.1)



There were **126 HOSPITALISATIONS** for **INTENTIONAL SELF-HARM** in 2014-16 at a rate of **164** per 100,000 people which was **SIGNIFICANTLY HIGHER** than the **NSW RATE**



94 PEOPLE DIED BY SUICIDE between 2000 and 2013

RATES OF CHRONIC DISEASE

DIABETES MELLITUS
5.4 per 100 (NSW 5.8)

HIGH CHOLESTEROL
31.9 per 100 (NSW 32.4)

CIRCULATORY SYSTEM DISEASE
18.5 per 100 (NSW 17.8)

ASTHMA
12.7 per 100 (NSW 9.6)

CHRONIC OBSTRUCTIVE PULMONARY DISEASE
3.0 per 100 (NSW 2.6)

ARTHRITIS
16.4 per 100 (NSW 15.3)
(2011-12)

21.9% of the population are aged **0-14 years** (NSW 18.5%)

14.3% of the population are aged **65 years +** (NSW 16.3%)

For every 100 people of working age there are **57** who aren't

There are **198 people** per km² (NSW 10)

POPULATION HEALTH SNAPSHOT 2018

Maitland LGA

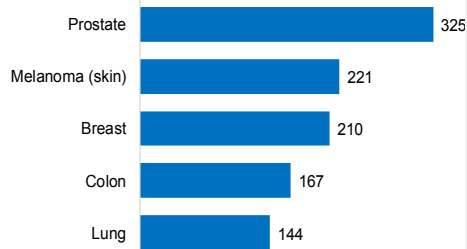
CANCER INCIDENCE

419 NEW CASES of cancer were diagnosed in 2013

CANCER INCIDENCE in 2013 (522.2 per 100,000) was **HIGHER THAN THE NSW RATE** (500.5)



Most **COMMON CANCER TYPES** (number of cases, 2009-13)



Maitland is a **MELANOMA HOTSPOT**

CANCER MORTALITY

126 PEOPLE DIED FROM CANCER in 2013

The mortality rate (177.9 per 100,000) was **HIGHER THAN THE NSW RATE** (170)



HPV VACCINATION

83.9% of teenaged **GIRLS** and **78.4%** of **BOYS** in 2016 were fully **VACCINATED AGAINST HPV** (NSW 82.5%, 69.9%)

SERVICES WE COMMISSION IN THE AREA

Mental Health Services

Suicide Prevention Services

Drug & Alcohol Treatment Services

Indigenous Health & Mental Health Services

Headspace centre

GP After Hours Services

CANCER SCREENING PARTICIPATION 2015-16

There are **LOWER BREAST SCREENING** rates amongst **ABORIGINAL AND TORRES STRAIT ISLANDER** (60.6%), and **CULTURALLY AND LINGUISTICALLY DIVERSE** (55.4%) women

Breast Screening (NSW 53%)

61.8%

3,364 WOMEN UNSCREENED

Cervical Screening (NSW 56.3%)

58.8%

8,827 WOMEN UNSCREENED

Bowel Screening (NSW 37.8%)

41.8%

3,149 PEOPLE UNSCREENED

POTENTIALLY PREVENTABLE HOSPITALISATIONS

Between 2014 and 2016 there were **1,535.3 POTENTIALLY PREVENTABLE HOSPITALISATIONS EACH YEAR** at a rate of 2,002.9 per 100,000. This was **SIGNIFICANTLY LOWER THAN THE NSW RATE** (2,104.2)



ACCESS TO SERVICES

In 2014 **1,784 PEOPLE** experienced a **BARRIER TO HEALTH CARE ACCESS** with **COST BEING THE MAIN REASON** at a rate of 3.1 per 100 people (NSW 2.5)



In 2014 **2,370 PEOPLE** experienced difficulty or **COULDN'T GET TO PLACES WITH TRANSPORT** at a rate of 4.2 per 100 people (NSW 4.3)



In 2016 **82.1% OF HOUSES** were able to **ACCESS THE INTERNET** (NSW 82.5%)

There are **25 GENERAL PRACTICES** in the area and **FOR EVERY FULL-TIME GP THERE ARE 1,271 PEOPLE**



There is **1 PUBLIC HOSPITAL**



48,532 patients presented to the Maitland **EMERGENCY DEPARTMENT** in 2016-17, **27,490** were **SEMI OR NON-URGENT PRESENTATIONS** and could have been managed in general practice

DATA SOURCES

> Australian Government Department of Jobs and Small Business (2018). *Small Area Labour Markets*. www.jobs.gov.au > Australian Bureau of Statistics (2017). *2016 Census Quickstats*. www.censusdata.gov.au > Australian Institute of Health and Welfare (2018). *MyHealthy Communities*. www.myhealthycommunities.gov.au > Australian Institute of Health and Welfare (2018). *MyHospitals*. www.myhospitals.gov.au > Cancer Institute NSW (2017). *Cancer Statistics NSW*. www.cancerinstitute.org.au > Cancer Institute NSW (2017). *Reporting for Better Cancer Outcomes Performance Report 2017: Hunter New England and Central Coast PHN*. Cancer Institute NSW. > Centre for Epidemiology and Evidence (2018). *HealthStats NSW*. www.healthstats.nsw.gov.au > NSW Department of Planning and Environment (2017). *2016 NSW Projection Data by LGA*. www.planning.nsw.gov.au > Public Health Information Development Unit (2017). *Social Health Atlas of Australia: Data by Local Government Area*. www.phidu.torrens.edu.au