

Cessnock LGA

phn
HUNTER NEW ENGLAND
AND CENTRAL COAST

An Australian Government Initiative

PROFILE

The Cessnock Local Government Area is situated in the Hunter Region of New South Wales, 154km north of Sydney and 52km west of Newcastle.

SOCIOECONOMICS

Based on a range of Census characteristics, Cessnock LGA's Index of Disadvantage score is 936 compared to the NSW score of 996 (Australia 1000). **THIS INDICATES THAT THIS LGA IS SIGNIFICANTLY MORE DISADVANTAGED COMPARED TO THE STATE AND THE NATION**

OUR PEOPLE

88% of the population is Australian-born (NSW 68.6%)

0.13% of people born overseas report poor proficiency in English (NSW 3.4%)

6.5% of the population have a profound or severe disability (NSW 4.9%)

Total age dependency ratio (proportion of all dependents per 100 working-age population) is 58.3 compared to NSW at 53.1

The Total Fertility Rate is 2.18. That's **2.18 BIRTHS PER WOMAN** (NSW 1.91)



HEALTH RISKS

CURRENT SMOKERS 23.2 per 100 (NSW 16.2)

CONSUMING ALCOHOL AT LEVELS CONSIDERED TO BE A HIGH RISK TO HEALTH 5.6 per 100 (NSW 4.8)

OVERWEIGHT 34.7 per 100 (NSW 34.6)

OBESE 32.3 per 100 (NSW 26.4)

MUMS AND BUBS

6.3% of babies are low birth-weight (NSW 6.1%)

25.4% of mothers smoke during pregnancy (NSW 12%)



CHRONIC DISEASE

Age Standardised Rate per 100

DIABETES MELLITUS 4.9 (NSW 5.8)

HIGH BLOOD CHOLESTEROL 31.4 (NSW 32.4)

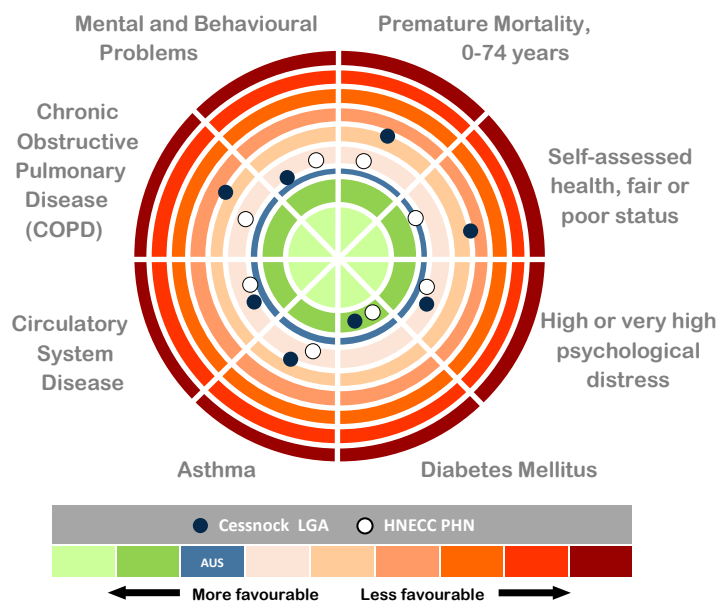
CIRCULATORY SYSTEM DISEASES 18.8 (NSW 17.8)

ASTHMA 12.3 (NSW 9.6)

CHRONIC OBSTRUCTIVE PULMONARY DISEASE (COPD) 3.25 (NSW 2.6)

ARTHRITIS 18.9 (NSW 15.3)

PSYCHOLOGICAL DISTRESS 12.2 (NSW 10.5)



Population
54,979

Median Age
37.1 years
(NSW 37.8 years)

Aboriginal and/or Torres Strait Islander, 5.7% of total population (NSW 2.9%)

65 years +, 14.4% of total population (NSW 15.2%)

0-14 years, 23.2% of total population (NSW 18.9%)

GP Services
81.4 GPs per 100,000 residents (NSW 113)

Cessnock LGA



phn
HUNTER NEW ENGLAND
AND CENTRAL COAST

An Australian Government Initiative

The Population to 2036 is expected to increase by 1.3% each year

The unemployment rate is 13.8% (NSW 5.8%)

The median age of death is 79 years (NSW 81 years)

69% of dwellings had an internet connection (NSW 76.3%)

29.4% of families are single parent families with children aged less than 15 years (NSW 21.2%)

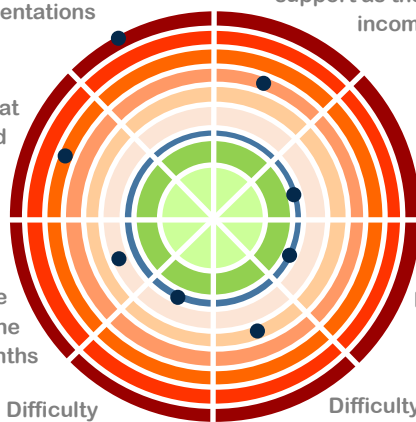
In 2013-14 there were 11,169 semi-urgent and non-urgent presentations to the Cessnock Emergency Department



Emergency department presentations

Those who had government support as their main source of income in last 2 years

Impacts on Health



People who left school at Year 10 or below, or did not go to school

Delayed Medical Consultation due to cost

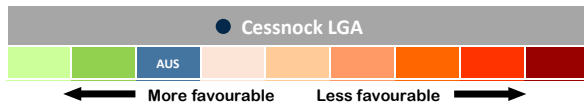
Persons aged 18 years and over whose household had at least one cash flow problem in the last 12 months

Delayed purchasing prescribed medication due to cost

Community and people

Difficulty Accessing Services

Difficulty or can't get to places with transport



NOTE: data by PHN is not available on these measures



91.2% of children are **FULLY IMMUNISED AT 2 YEARS OF AGE** compared to 90.7% for NSW

IMMUNISATIONS

68.2% of teenage girls **HAVE RECEIVED THE HPV VACCINE** (NSW 70.8%)



PREVENTABLE HOSPITALISATIONS

For every **1000 PERSONS** admitted to hospital, **29.2 ARE CONSIDERED POTENTIALLY PREVENTABLE**. This compares to the NSW rate of 22.65/1000



SCREENING

CERVICAL CANCER SCREENING participation rates (50.6% of females aged 20-69) are **SIGNIFICANTLY LOWER THAN THE STATE RATE** (56.1%)



BOWEL CANCER SCREENING participation rates (30.9% of males and 34.2% of females) are **LOWER THAN THE STATE RATES** (31.0% and 35.3% respectively)

BREAST CANCER SCREENING participation rates (57.5% of females aged 50-69 years) are **HIGHER THAN THE STATE RATE** (50.9%)